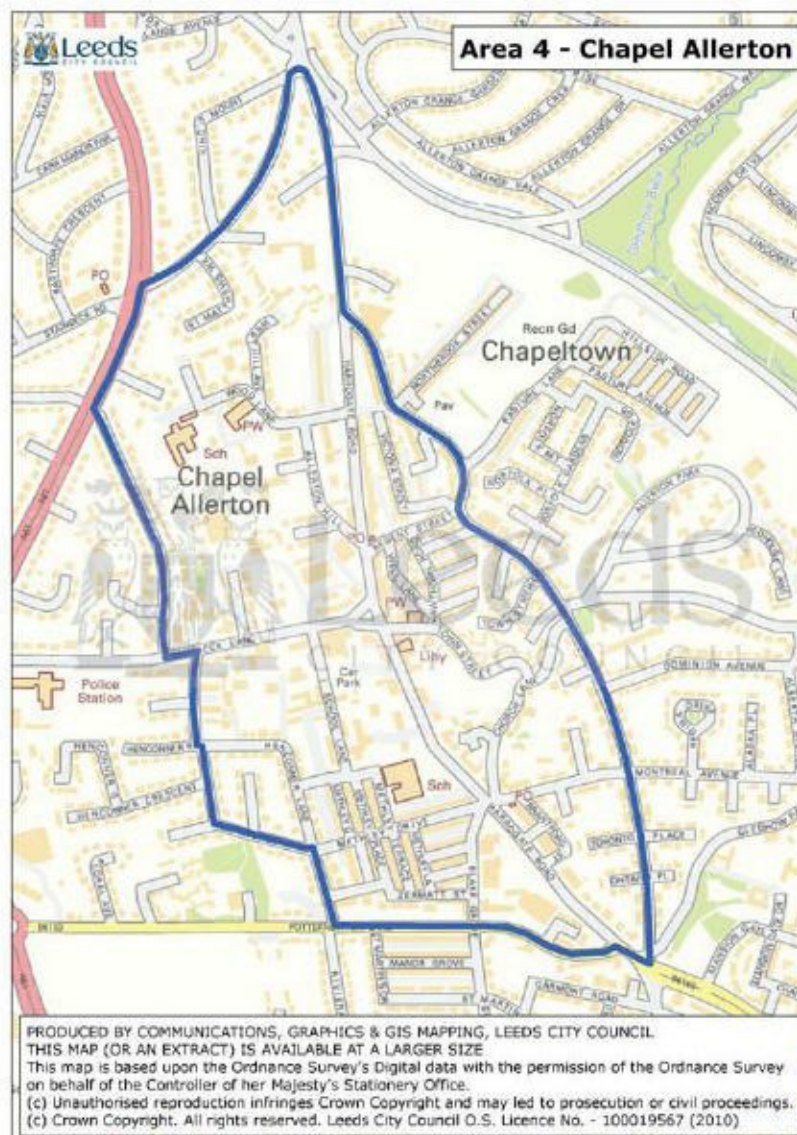


Cumulative Impact Policy

Appendix E

Area 4 relates to the Chapel Allerton district of Leeds.

Fig 1



It is the council's policy, on receipt of relevant representations, to refuse new and variation applications in Area 4 for licences for pubs, clubs, bars, café bars, restaurants and takeaways, unless the applicant can demonstrate that their application would not impact on the cumulative effect of such licensed premises in the area.

Rationale

The Chapel Allerton CIP has performed well in the four years since its inclusion in the Statement of Licensing Policy. However, over the past four years residents of Chapel Allerton have noticed an increase in the amount of takeaway litter. There is also a concern relating to premises applying to vary their licence to increase the licensed area of their premises. In some cases this includes altering conditions to allow the use of the outside area to facilitate smokers following the smoking ban. This has a knock on effect on nuisance issues.

Fig 2

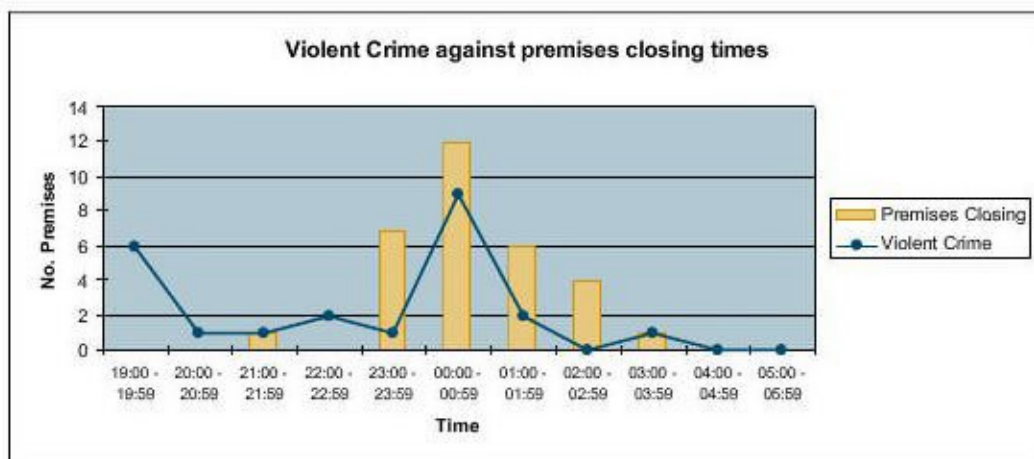
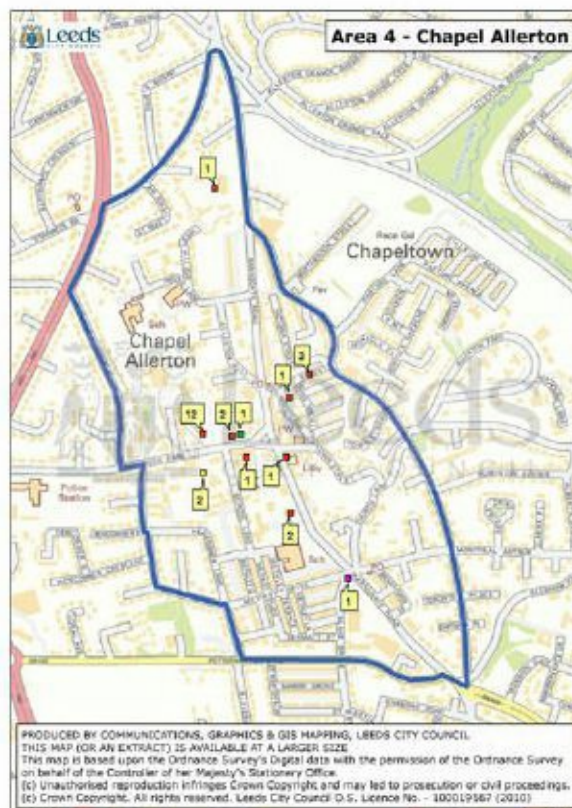


Fig 2 shows the number of violent crimes in the period between 1st May 2009 and 30th April 2010, compared to the total number of premises closing per 1-hour time slot on any given day of the week (as at 1st May 2010).

As with the comments against the same analysis for Area 2, it is difficult to attribute the violent crime directly to premises which have no control over customers once they have closed.

Although not as closely matched as the figures for Area 2, the above would still suggest that violent crime numbers are affected by the number of premises which close at a given time. Should the number of premises increase, or existing premises extend their hours, it would be expected that the violent crime would react accordingly.

Fig 3



Nuisance reports in Area 4 (2005 – 2010)

Fig 3 shows the number and location of nuisance complaints received by Leeds City Council relevant to licensed premises in Area 4 since 2005.

Fig 4

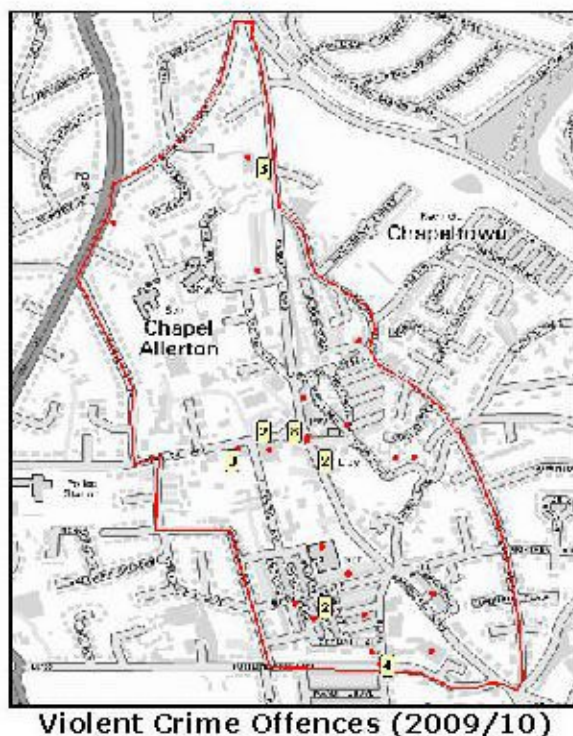


Fig 4 shows the number and location of violent crime offences (as defined by the Licensing Enforcement Group – data supplied by West Yorkshire Police) between 1st May 2009 and 30th April 2010.

Fig 5

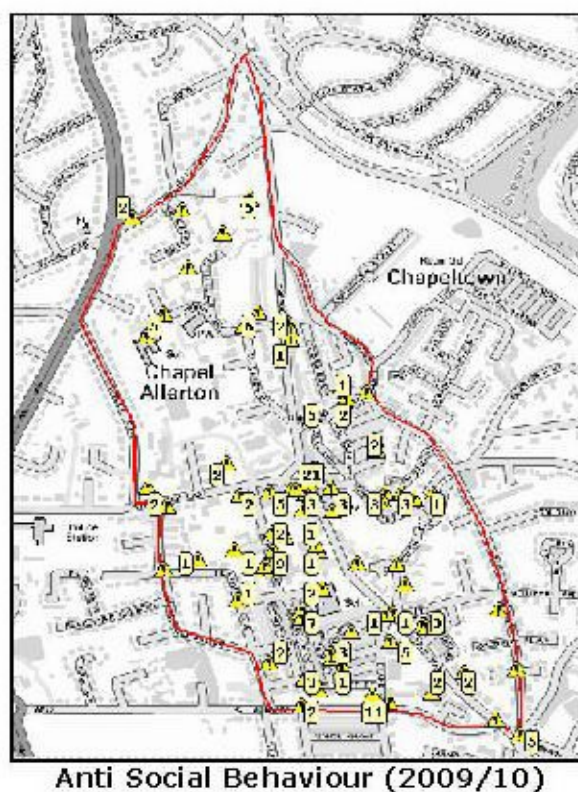


Fig 5 shows the number and location of anti social behaviour offences (data supplied by West Yorkshire Police) between 1st May 2009 and 30th April 2010.

As can be seen from the above three maps of Area 4, there is a clear concentration of nuisance and violent crime problems around the locations dominated by licensed premises, while anti social behaviour is prevalent in the entire of Area 4 – although still with a clear concentration in numbers around licensed premises.

Residents have raised concerns about premises making slight variations to their premises licences, which while individually seem relatively minor, collectively have a large impact on the area. Following further analysis, it has been found that since 2005 there has been 11 variations in Area 4, these can be summarised as follows:

- 4 applications to extend hours
- 3 applications to allow or alter activities in external areas following the introduction of the smoking ban
- 2 applications to increase structural size
- 1 application to remove redundant licence conditions

Extracted from the Final Consultation Report published in December 2010 which presented the findings of the review of the cumulative impact policies and the subsequent public consultation on the amended Statement of Licensing Policy which took place in 2010. The full report is available from Entertainment Licensing.